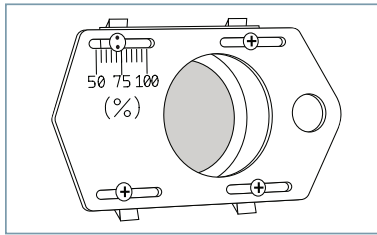


5" SKIMMER CUT SHEET

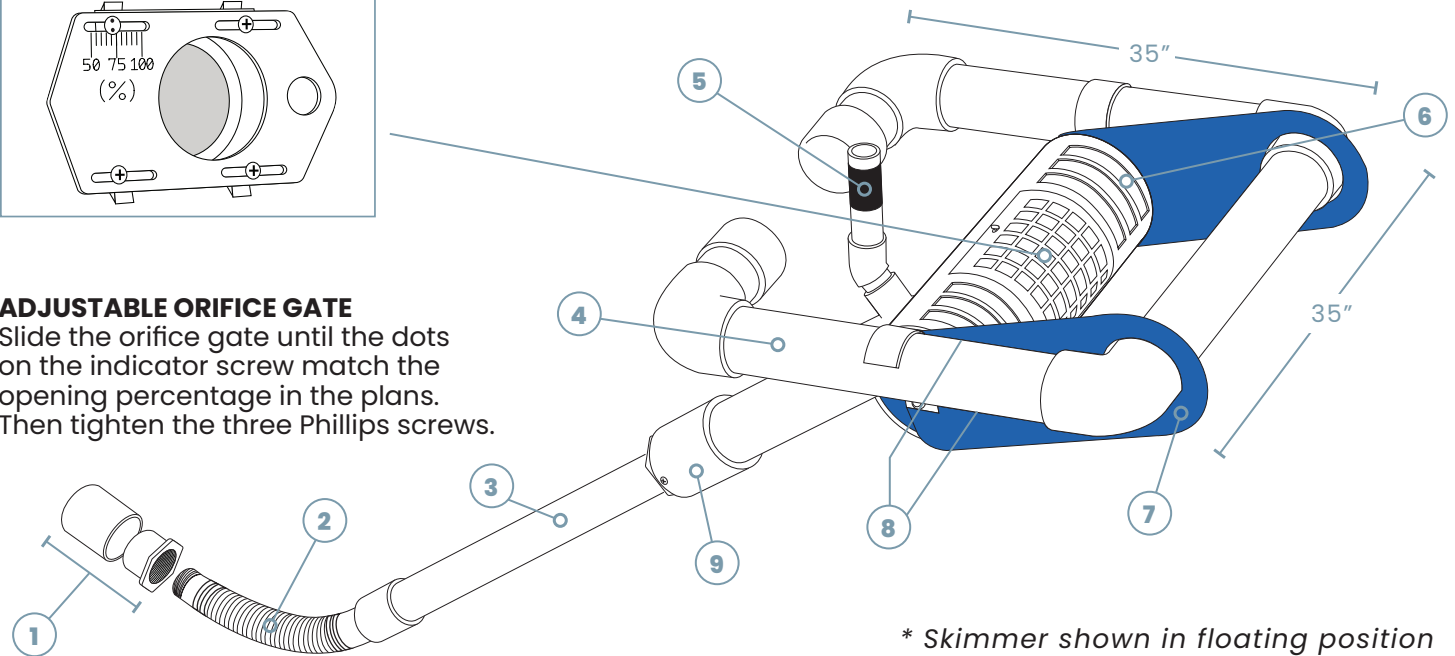
Ships in cardboard box on pallet | Dimensions: 48" x 40" x 34"
 Patent # 5,820,751

Faircloth Skimmer®



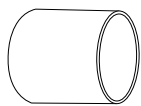
ADJUSTABLE ORIFICE GATE

Slide the orifice gate until the dots on the indicator screw match the opening percentage in the plans. Then tighten the three Phillips screws.

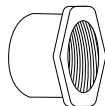


* Skimmer shown in floating position

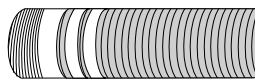
- 1** 6" Sch 40 coupling connection and 6" x 4" threaded bushing to be attached to a 6" outlet structure. See below for assembly:



6" Coupling



6" x 4" Threaded Bushing



Threaded Nipple

- 2** 4" Flex hose with 4" female coupling to be connected to barrel pipe.
- 3** 4" Sch 40 solid PVC barrel (SUPPLIED BY USER).
- 4** 4" PVC float.
- 5** 2" Vent with **BLACK** tip.
- 6** Inlet assembly with aluminum screen that houses 5" adjustable orifice gate.
- 7** 1/8" inch HDPE blue skirts.
- 8** 4" Head (distance from center of inlet to water surface).
- 9** 5" Inlet extension.

Additional Parts Included

100' Rope



Attach to skimmer so that it can be pulled to the side of the sediment basin for maintenance.

Non-Included Parts

4" Sch 40 SOLID PVC barrel or "arm" (See #3)

SHIPS ASSEMBLED. USER INSTALLS COMPONENTS AND SETS ORIFICE GATE TO ENGINEER SPECIFIED OPENING PERCENTAGE.

For technical data, sizing, cut sheets, or design assistance please contact us at:

(919) 732-1244 or visit fairclothskimmer.com